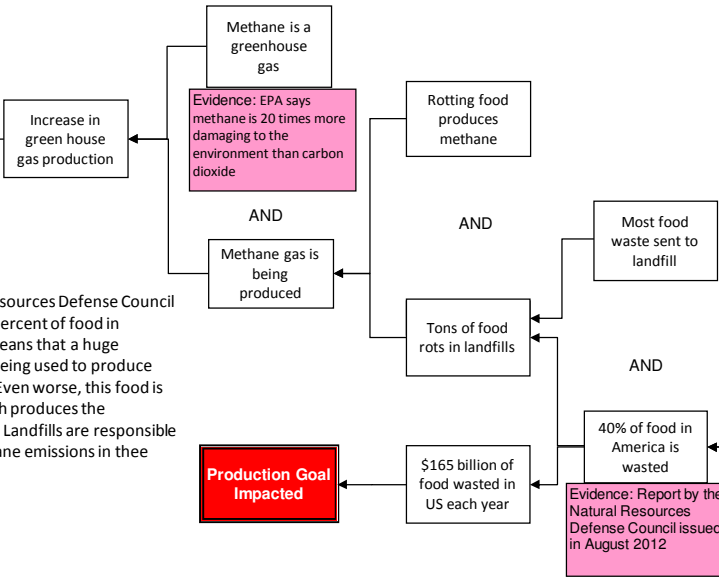


# Food Waste in America

USA  
December 2012

## 2 Analysis

**Environmental Goal Impacted**



A report by the Natural Resources Defense Council found that a shocking 40 percent of food in America is wasted. This means that a huge amount of resources are being used to produce food that is never eaten. Even worse, this food is left to rot in landfills, which produces the greenhouse gas methane. Landfills are responsible for 34 percent of all methane emissions in the United States.

## 1 Problem

<b>What</b>	Problem(s)	40% of food in America is wasted
<b>When</b>	Date	Ongoing
	Differences	Higher percentages of waste than many other countries, increase in the amount of food wasted in last 30 years, larger portion sizes
<b>Where</b>	Physical Location	United States of America
<b>Impact to the Goals</b>		
	<b>Environmental</b>	Increase in green house gas production
	<b>Production</b>	\$165 billion of food wasted in US each year

This incident ??

Cause Mapping is a Root Cause Analysis method that captures basic cause-and-effect relationships supported

### CAUSE MAPPING

Problem Solving • Incident Investigation • Root

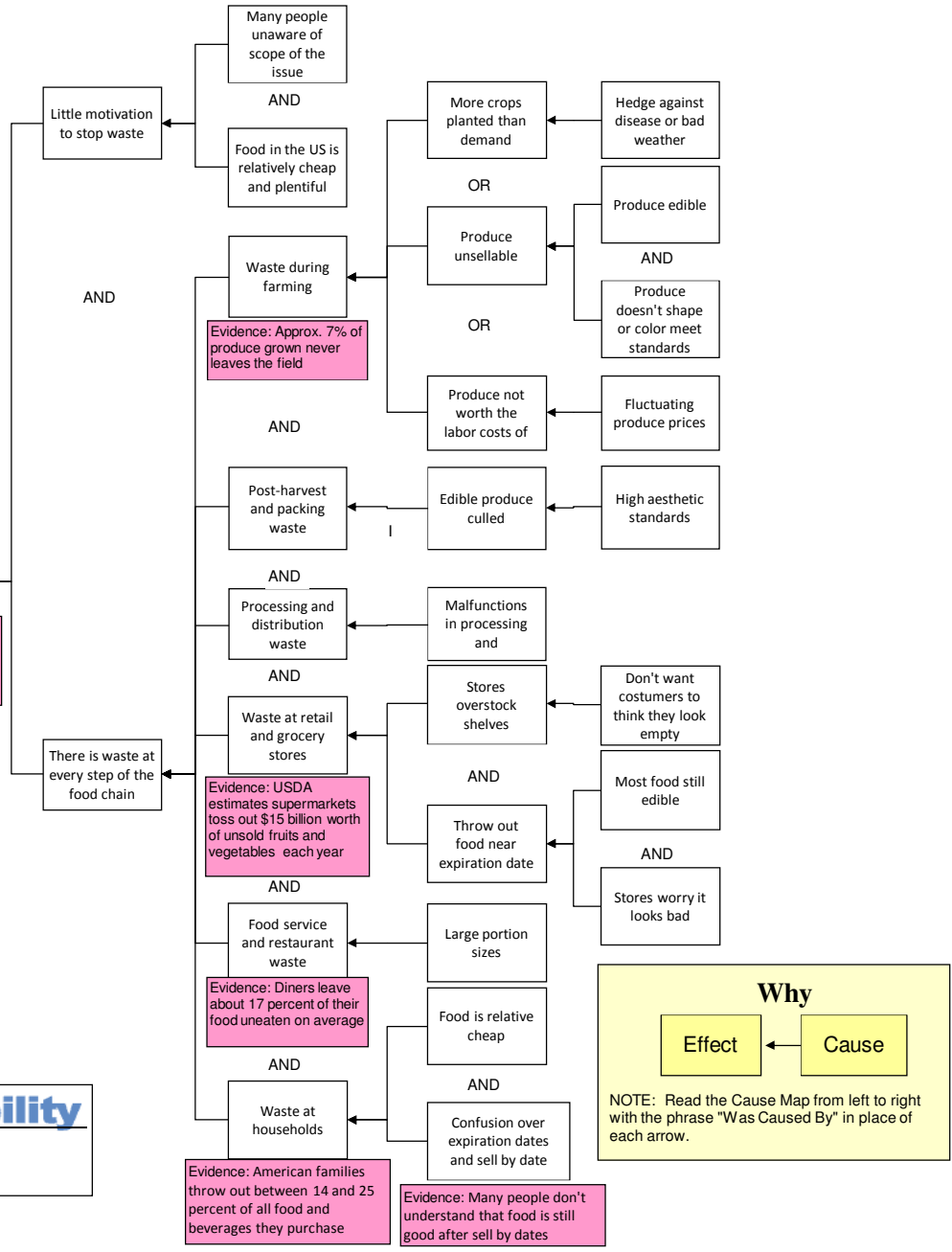
- Step 1 **Problem** What's
- Step 2 **Analysis** Why did it
- Step 3 **Solutions** What will

### Cause Map High Level

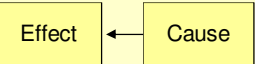
**ThinkReliability**

Houston Office 281-412-7766  
www.ThinkReliability.com

Copyright ThinkReliability 2012



### Why



NOTE: Read the Cause Map from left to right with the phrase "Was Caused By" in place of each arrow.