

# 1 Problem

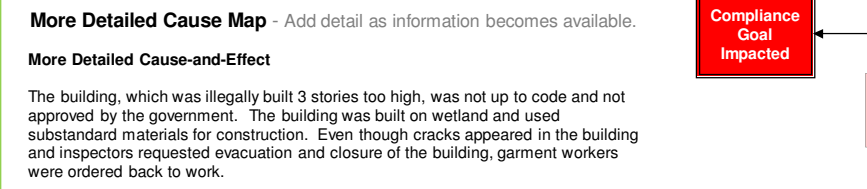
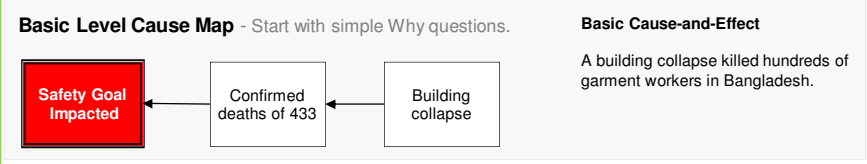
<b>What</b>	Problem(s)	Building collapse
<b>When</b>	Date	April 24, 2013
	Time	~9:00 AM
	Different, unusual, unique	Cracks appeared in structure; employees ordered to work
<b>Where</b>	City, country	Savar, Bangladesh
	Facility, site	Rana Plaza
	Task being performed	Four garment factories working

## Impact to the Goals

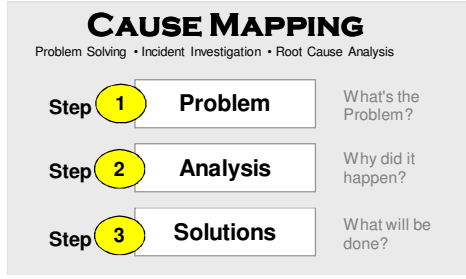
<b>Safety</b>	Confirmed deaths of 433 (more missing, presumed dead)
<b>Compliance</b>	Eight arrested
<b>Customer Service</b>	Consumers unhappy about working conditions
<b>Production-Schedule</b>	Decrease in production
<b>Property, Equip, Mtls</b>	Building collapse
<b>Labor, Time</b>	Rescue, recovery efforts

Frequency: ~500 people killed in similar disasters over last decade; last major building collapse in Bangladesh in 2005, killing >70

# 2 Analysis



Cause Mapping is a Root Cause Analysis method that captures basic cause-and-effect relationships supported with evidence.

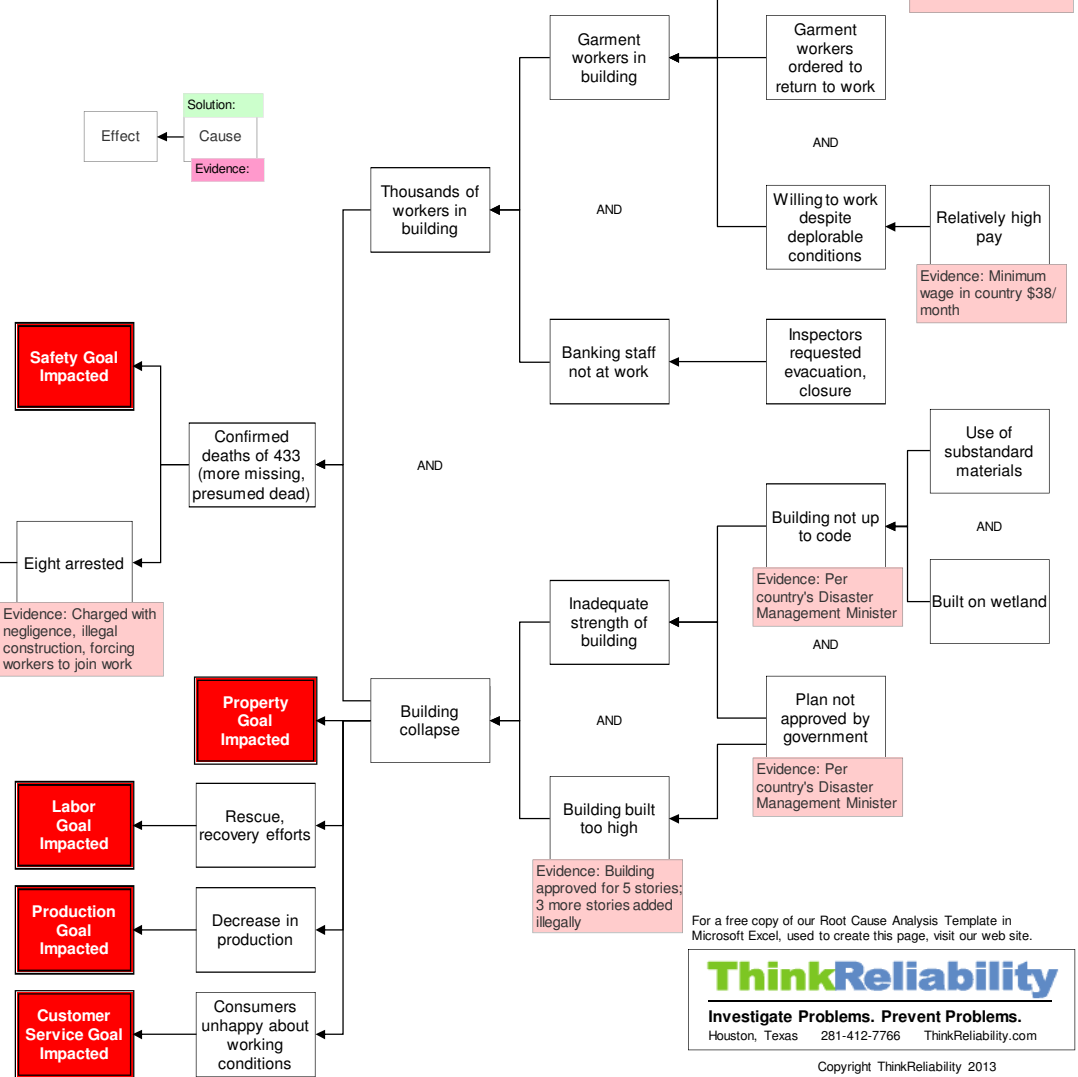


# BUILDING COLLAPSE Cause Map

## Hundreds of garment workers killed

Hundreds are confirmed dead - with hundreds more still missing - as a result of a building collapse in Bangladesh. The building housed five garment factories, as well as a bank and other shops, which were empty at the time. The garment workers had been ordered back to work despite cracks in the building's structure.

"I wouldn't call it an accident. I would say it's murder."  
- Bangladesh Information Minister, Hasanul Haque Inu



For a free copy of our Root Cause Analysis Template in Microsoft Excel, used to create this page, visit our web site.

**ThinkReliability**  
Investigate Problems. Prevent Problems.  
Houston, Texas 281-412-7766 ThinkReliability.com